

# DATA SHEET

## CAR Finder 2.0



### Characteristics and advantages:

- Live location
- Access to past 365 days' route information
- Alarm settings via the FINDER Portal
- Alarm notifications via e-mail or push notification
- Usable via smartphone, tablet or PC
- No set-up effort needed
- Monthly cancellable
- Power supply via the OBD port
- Vibration alarm, Geofence alarm, alarm when starting or turning vehicle off and more



#### Advanced technology

Longer battery life, more efficient tracking and more



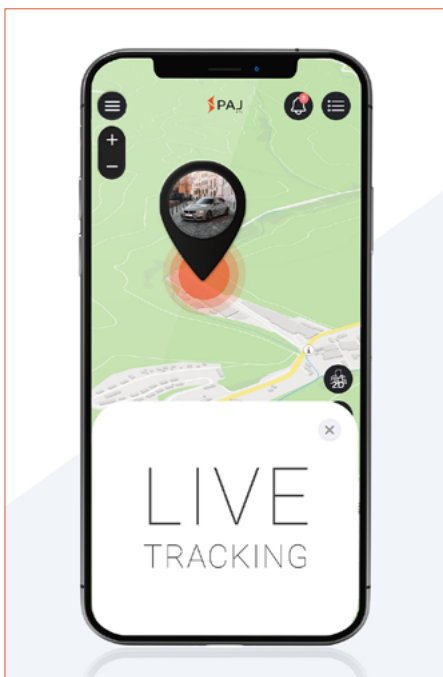
#### Worldwide security

Usable in many countries – always with the best connection



#### Faster network

High-speed data transmission for even faster location



### SIM card characteristics:

- Always looks for the BEST network connection
- Outstanding 2G network coverage
- Worldwide location in over 40 countries
- No more manual SIM card top-up required
- Easy activation process

### Alarm functions:

- Vibration/shock alarm
- Alarm as soon as a predetermined perimeter is entered or left
- Speed alarm
- Power cut alarm
- Alarm when vehicle is started or turned off





## Technical details:

Connection (to external battery)	Direct connection to the OBD port: ISO 9141-2, ISO 14230-4 KWP (5 baud init, 10.4 kbaud), ISO 14230-4 KWP (fast init, 10.4 kbaud), ISO 15765-4 CAN (11 bit ID, 250 kbaud / 11 bit ID, 500 kbaud / 29 bit ID, 250 kbaud / 29 bit ID, 500 kbaud)
Dimensions	67 mm x 49 mm x 25 mm
Weight	63 g
Internal battery	3,7 V 170 mAh Li-ion battery that will last for a couple hours should the tracker be disconnected from the external power supply
Network	GSM / GPRS
Band width	850 / 900 / 1800 / 1900 MHz
GPS-Genauigkeit	Up to 5 meters

## Content of delivery:

- PAJ GPS CAR Finder 2.0
- User manual
- M2M SIM card (already inserted in your FINDER)



In order to use the complete set, a service fee of only £5,99 (possible monthly cancellation) is required for the data connection and the FINDER Portal. The CAR Finder 2.0 can only be used with the inserted M2M SIM card and PAJ GPS' FINDER Portal.

## Possible uses & applications:

- GPS Tracker for cars
- GPS Tracker for campers
- GPS Tracker for delivery services
- GPS Tracker for trucks
- GPS Tracker for motorcycles (with OBD interface)




PAJ UG (haftungsbeschränkt) / Hohe Straße 61  
51570 Windeck / Germany  
[www.paj-gps.com](http://www.paj-gps.com)  
Tel.: +44 74581 53410  
E-mail: [info@paj-gps.com](mailto:info@paj-gps.com)  
Mon.–Thu. 9:00 a.m. to 4:00 p.m.  
Fri. 8:00 a.m. to 2:00 p.m.

# QUICKSTART

## CAR Finder 2.0

1. Register your FINDER and follow the instructions at:



2. Turn the FINDER on by connecting it to your vehicle's OBD port in order for it to connect to the FINDER-portal. The LED lights will indicate the state of your GPS tracker:

### Green LED – Signal status (right LED)

Signal	Meaning
The LED is flashing	GPS signal is available.
The LED is fixed	No GPS signal available. The FINDER is looking for a signal.

### Green LED – FINDER status (left LED)


Signal	Meaning
The green LED flashes every two seconds	The FINDER is in standby mode
The Green LED flashes every second	The device is active



3. Download our app:



ONLINE FINDER PORTAL APP BY PAJ  
(available in App Store or Google Play Store)



4. Start tracking and protect what you love!