

DATA SHEET

ALLROUND Finder 01



Characteristics and advantages:

- Live location
- Access to past 365 days' route information
- Alarm settings via the FINDER Portal
- Alarm notifications via e-mail or push notification
- Usable via smartphone, tablet or PC
- No set-up effort needed
- Monthly cancellable
- Power supply via the OBD port
- Vibration alarm, Geofence alarm, alarm when starting or turning vehicle off and more



Advanced technology

Longer battery life, more efficient tracking and more



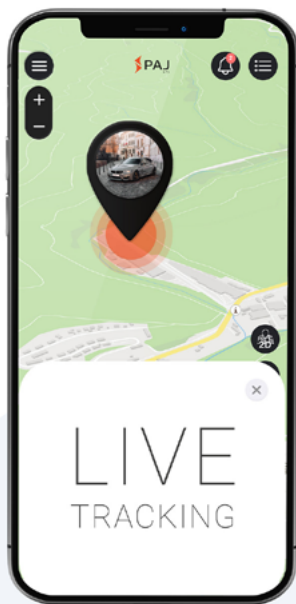
Worldwide security

Usable in many countries – always with the best connection



Faster network

High-speed data transmission for even faster location



SIM card characteristics:

- Always looks for the BEST network connection
- Outstanding 2G network coverage
- Worldwide location in over 40 countries
- No more manual SIM card top-up required
- Easy activation process

Alarm functions:

- Vibration/shock alarm
- Alarm as soon as a predetermined perimeter is entered or left
- Speed alarm
- Low battery alarm
- SOS alarm





Technical details:

Battery life	Standby: approx. 60 days / daily tracking: approx. 20 days
Dimensions	108 mm x 63 mm x 20 mm
Weights	130 g
Network	GSM/GPRS
GPS chip	U-BLOX 7
GPS accuracy	Up to 5 meters

Content of delivery:

- PAJ GPS ALLROUND Finder 01
- User manual
- Protective bag
- Charger (cable and wall plug adapter)
- M2M SIM card (already inserted in your FINDER)



In order to use the complete set, a service fee of only £5,99 (possible monthly cancellation) is required for the data connection and the FINDER Portal. The ALLROUND Finder 01 can only be used with the inserted M2M SIM card and PAJ GPS' FINDER Portal.

Possible uses & applications:

- GPS Tracker for vehicles
- GPS Tracker for children
- GPS Tracker for seniors
- GPS Tracker for bags/suitcases



PAJ UG (haftungsbeschränkt) / Hohe Straße 61
51570 Windeck / Germany

www.paj-gps.com

Tel.: +44 74581 53410

E-mail: info@paj-gps.com


Mon. – Thu. 9:00 a.m. to 4:00 p.m.

Fri. 8:00 a.m. to 2:00 p.m.

QUICKSTART

ALLROUND Finder 01

1. Register your FINDER and follow the instructions at:



2. Turn the FINDER on in order for it to connect to the FINDER-portal. To do this, move the slide control upwards. The LED lights will indicate the state of your GPS tracker:

Green LED – GPRS status

Signal	Meaning
The LED is switched off	The FINDER is in standby mode.
The LED is flashing	GPRS signal is available.


Blue LED – GPS status

Signal	Meaning
The LED is fixed	No GPS signal available, the FINDER is looking for a signal.
The LED flashes every 2-3 seconds	GPS signal is available.

SIM card compartment
(The SIM card is already inserted and is not replaceable)



Slide control
SOS button



USB charging port

3. Download our app:



ONLINE FINDER PORTAL APP BY PAJ
(available in App Store or Google Play Store)

4. Start tracking and protect what you love!